
















Quick Reference Guide

A-61171_XX

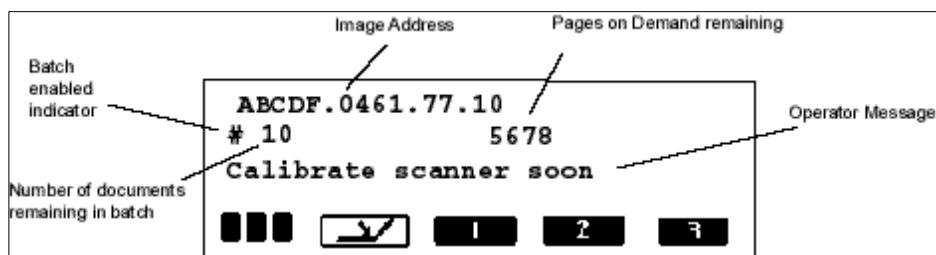
The list below provides a summary of the icons displayed on the Operator Control Panel. For procedures on how to use these functions, see the Multi-media User's Guide for the *Kodak i800 Series Scanners (A-61170)*.

<i>These functions can be performed when the scanner is disabled:</i>	
	Displays information: including the last image address, meter values, scanner serial number.
	Lowers the elevator tray if it is not already in the lowest position.
	Displays the Diagnostics Settings menu.
	Calibrates the scanner.
	Temporarily turns on the transport to help clear a document jam.
<i>These functions can be performed when the scanner is enabled:</i>	
	Increments the image address level.
	Lowers the elevator tray if it is not already in the lowest position.
	Performs the first programmable function.
	Performs the second programmable function.
	Performs the third programmable function.
<i>When the Diagnostics Settings menu button is selected, these functions are available:</i>	
	Performs the selected function.
	Moves left to the next selectable item.
	Moves right to the next selectable item.
	Moves up to the next selectable item.
	Moves down to the next selectable item.

Programmable key functions are assigned at application setup. Check with your System Administrator for key assignments. Available functions are:

- No Scanner Functionality (default)
- Scanner End-of-Job
- Terminate Batch
- Omit Multi-feed Detection on Next Document
- Omit Printing on Next Document
- Omit Patch Reading on Next Document

Operator Control Panel display



Supplies

Contact your scanner supplier to order supplies; such as, lamps, cleaning materials, and replacement parts.

To order consumables visit our on-line ordering web page:
www.kodak.com/go/shop.

Description	CAT No.
Calibration Target (Qty 50)	149 1869
Emulsiclean Wipes (Qty 24)	853 5981
Feeder Consumables Kit for i800 Series Scanners – includes 2 feed modules, 2 separation roller assemblies, 5 pre-separation pads, 50 replacement tires	838 9181
Imaging Guide Set – includes one upper and one lower guide	156 4418
Ink Blotter Kit (Qty 60)	140 1728
Paper Path Cleaners (Qty 50)	169 0783
Printer Ink Cartridge Carrier for i800/3000/4000 Scanners	826 7486
Printer Ink Cartridges for Scanner Series 3000/4000/7000/9000/i800	135 5155
Staticide Wipes (Qty 144)	896 5519
White Imaging Lamp for Scanner Series 3000/5000/7000/i800 (1/carton)	876 6545

Message Listing

Following is a list of messages and corrective actions you can take if one of the following messages appears on the Operator Control Panel. Most corrective actions can be found in the Multi-media User's Guide for the *Kodak i800 Series Scanners*.

Calibrate scanner now

You must calibrate the scanner now.

Calibration failed

Perform a controlled power-down sequence; recalibrate the scanner. Be sure you are using the correct calibration target.

Clean imaging guides

The imaging guides are dirty.

Clean the S1 sensor

The S1 (pre-imaging) sensor is dirty.

Clean the S2 sensor

The S2 (post-imaging) sensor is dirty.

Control panel button depressed

A Control Panel button is stuck in the engaged position.

Document jam

Clear the paper path.

Error; Reset Scanner

Try turning the scanner on and off again. If error persists, call service.

Image buffer almost full

Processing will resume when the buffer is less full.

Image buffer full

Image data has been lost. Clear the documents and rescan.

Interlocks are open

One of the doors is not closed.

Lamps not stable

Calibration was attempted before the lamps were warmed up.

No paper in tray

Place paper in elevator tray and restart.

Replace lamps now

Replace all four lamps now.

S1 sensor is blocked

Check for a document jam.

S2 sensor is blocked

Check for a document jam.

Self-test failed

Power down the scanner and try again.

Settings conflict

Conflicting or unacceptable settings have been downloaded to the scanner.

Unable to enable

Check to be sure all doors are closed.


Unable to execute command

You have attempted a command that is not permitted in the current state.

EASTMAN KODAK COMPANY
Document Imaging
343 State Street
Rochester, NY 14650-1181

KODAK is a trademark of
Eastman Kodak Company.

kodak.com/go/docimaging

 **novation you can count on™**

